



raising
readers



**Fun
on the
Run!**



ReadyToLearnReading.org





Message to Parents

Nota para los padres

.....

Learning to read is a big step for any child, and it's even more fun when you do it together. With you by their sides, children can learn to read step by step, practicing important skills and finding the magic of stories.

PBS KIDS Raising Readers has created this activity book to partner with you, your child, and your child's doctor to make reading a fun and simple part of everyday life. Whether you're singing, telling stories, searching for letters, or discovering new words together, we hope your family enjoys this book. PBS KIDS Raising Readers is committed to raising healthy readers.

Visit **readytolearnreading.org** for more games, tips, and activities. And talk to your child's doctor about ways to help your family be healthy and happy.

.....

Aprender a leer es un gran paso para cualquier niño y es aún más divertido cuando lo hace con sus padres. Con ustedes a su lado, los niños pueden aprender a leer paso a paso practicando habilidades importantes y encontrando la magia en los cuentos.

PBS KIDS Raising Readers ha creado este libro de actividades para apoyar a ustedes, a su hijo y al médico de su hijo, a hacer de la lectura una parte sencilla y divertida de cada día. Esperamos que su familia disfrute este libro, ya sea a través de canciones, cuentos, buscar letras y formar palabras juntos. PBS KIDS Raising Readers está comprometido a formar lectores sanos.

Visiten **readytolearnreading.org** para más juegos, consejos y actividades. Y no olviden hablar con el médico de su hijo sobre cómo ayudar a formar una familia sana y feliz.

Make the Most out of TV Time

Aprovecha el tiempo mientras ven la televisión

WATCH WITH YOUR CHILD!

Ask your child questions about what is happening on screen and what might happen next.

.....

¡VE LA TELEVISIÓN CON TU HIJO!

Hazle preguntas sobre lo que está pasando en la pantalla y lo que podría pasar después.

.....

MAKE CONNECTIONS

between things that are happening in the show and in your child's world.

.....

HAGAN CONEXIONES entre las cosas que están pasando en el programa y la vida de tu hijo.

.....

Play "I Spy" - ask your child to **SPOT WORDS** as they appear on screen.

.....

JUEGA "I SPY" - Pide a tu hijo que **SEÑALE PALABRAS** mientras aparecen en la pantalla.

.....

HAVE FUN! Act out scenes, draw pictures, play games, and sing songs that build on what your child has learned.

.....

¡DIVIÉRTANSE! Actúen escenas, hagan dibujos, jueguen juegos y canten canciones que refuercen lo que tu hijo acaba de aprender.

.....

Make sure to visit **readytolearnreading.org** to play fun literacy games featuring characters from PBS KIDS Raising Readers shows.

Asegúrense de visitar **readytolearnreading.org** para jugar juegos divertidos de palabras con los personajes de PBS KIDS Raising Readers.



Fun Games to Help Your Child Learn to Read

**Juegos divertidos para ayudar a tu
hijo a aprender a leer**

1 Find the first letter of your child's name at home, in the car, or on the bus.

Encuentren la primera letra del nombre de tu hijo en tu casa, en el auto o en el autobús.

2 Sing songs together.

Canten canciones juntos.

3 Hat. Cat. Sat. Rhyme words with your child.

Hat. Cat. Sat. Encuentren palabras que rimen.

4 Share a story with your child, then ask your child to share one with you.

Comparte una historia con tu hijo y después píde a tu hijo que te cuente una historia.

5 Point out words you see every day on signs and at the store.

Señalen palabras que ven cada día en letreros y en la tienda.

6 Watch PBS KIDS shows like SUPER WHY, WORDWORLD, BETWEEN THE LIONS, MARTHA SPEAKS, and SESAME STREET with your child. Then find the letters and words from the show.

Ve la programación de PBS KIDS con tu hijo. Después, encuentren las letras y palabras del programa.





Play with Words

Juega con las palabras

Abby loves to rhyme.
Find the path using the words that rhyme.

A Abby le gusta formar rimas.
Encuentra el camino usando palabras que rimen.

START (Comienzo)

The maze contains the following items:

- CAT**: An orange cat sitting on a path.
- BOAT**: A blue toy boat.
- RAT**: A brown mouse.
- HAT**: A brown hat.
- FROG**: A green frog.
- BAT**: A wooden baseball bat.
- FLOWER**: A red flower in a pot.
- MAT**: A brown mat with the word "WELCOME" on it.
- FINISH (Final)**: A pink sign at the end of the maze.

The Word on the Street is...
La palabra en mi vecindario es...

Brush

Read this riddle to guess what is speaking. Draw a picture of your answer then act out the riddle.

Lee este acertijo y adivina quién está hablando. Haz un dibujo de tu respuesta y actua el acertijo.

**I clean your teeth or untangle
 your hair. Or dip me in paint
 to color here and there.**

What am I?

Limpio tus dientes o desenredo tus
 cabellos. Lustro tus zapatos para
 que queden bellos. ¿Qué soy?



Abby and Elmo Coloring Page!

¡La página de dibujo de Elmo y Abby!

A B C



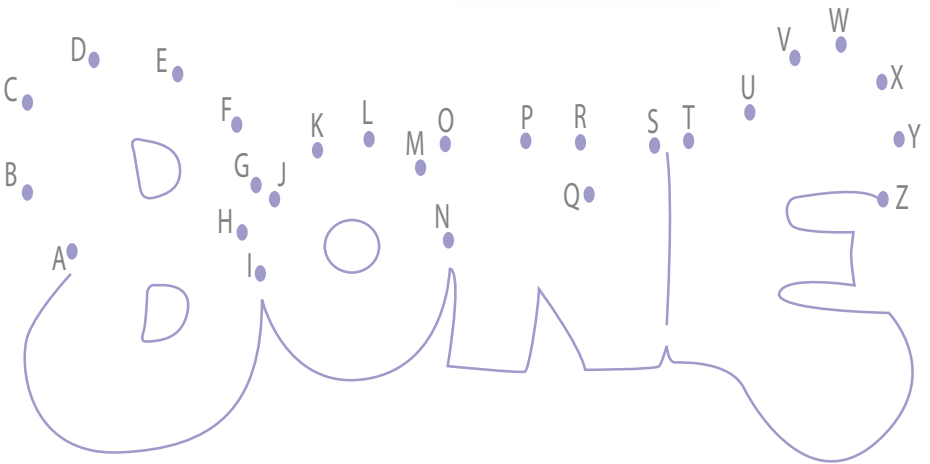
D E F G H I J
K L M N O P
Q R S T U V
W X Y Z

Connect the Letters!

¡Une las letras!

Connect the dots starting with the letter **A** and ending with the letter **Z** to find out what **DOG** loves to fetch.

Une los puntos empezando con la letra **A** y terminando con la letra **Z** para descubrir lo que a **DOG** le gusta buscar.





Build a Fruit Salad

**Construye la palabra y haz
la ensalada de frutas**

Help Chef PIG make a delicious fruit
salad by writing in the missing letters.

Ayuda a Chef PIG a hacer una deliciosa ensalada
de frutas escribiendo la letra que falta.



__PPLE

PEA__



WATERMELO__

BANA__A



Help Box
Ayuda

A R N N

Let's Make a Match!

¡Hagamos conexiones!

Draw a line between the word and the matching WordThing™ or WordFriend™ picture.

Dibuja una línea entre la palabra y el dibujo que corresponde.

BOX



DOG



HAT



BUG



ROCKET



DUCK





Island



Sign up your child at
readytolearnreading.org

to play reading games
with his or her favorite PBS
KIDS characters.

Log on and track your child's progress.

EXPLORE PBS KIDS ISLAND

A FREE resource to help children practice reading skills at readytolearnreading.org

Ready To Learn

raising readers

Welcome to PBS Kids Raising Readers, where kids can play and read with their parents, teachers, and caregivers!

LOG IN TO THE ISLAND!

Email Address

Password

Log In

Forgot your password?

New to the site?

Visit us here: [Go Back](#)

PBS Kids Island for Parents & Teachers

Stories and Activities

Parent & Caregiver Resources

Teacher Resources

PBS Kids Island

Ready To Learn Initiatives

raising readers

PBS Kids Island

Take a Tour of PBS Kids Island
Child Progress Tracker
Play New PBS Kids Island Games

STORIES AND ACTIVITIES

PARENTS AND CAREGIVERS

TEACHERS

RESEARCH

ABOUT

Child Progress Tracker

Select Group: **Big Class**

Select Child: **New**

Sharon's General Information

Last Login: 2010-10-17

Last Game Played: **Between The Lions Word Play**

Most Frequently Played: **Rex's Rhyming Race**

Tickets: Earned: **106** Spent: **5**

Times Logged In: **96**

Log this child into PBS KIDS ISLAND

Sharon's Progress

As your child plays PBS KIDS Island, they are practicing important literacy skills. The chart below shows which skills your child has performed while successfully completing certain games. By playing games for the right of the skill you can get to a total of all the games that practice that skill.

Rhyming: ★★★★★

Letter Identification: ★★★★★★

Alliteration: ★★★★★

Phonics: ★★★★★

Letter Sequencing: ★

Phonemic Awareness: ★★★★★

Reading/Vocabulary: ★★★★★★☆

A Connecticut Agreement

The content of this site was developed under a grant #R0102000001 from the Department of Education. However, these contents do not necessarily represent the views of the Department of Education, nor any agency or individual employee of the State of Connecticut.



raising
readers




Alpha Pig's Amazing Alphabet

El increíble alfabeto de Alpha Pig

First, color in the alphabet.
Then circle all the letters in your
name. Write your name on the sign.

Colorea el alfabeto y después haz
un círculo alrededor de cada letra de
tu nombre. Escribe tu nombre en el
letrero.

A B C D E F G
H I J K L M N O
P Q R S T U V
W X Y Z



Super Why's Grocery Store Adventure

La aventura de Super Why en el supermercado

Super Why needs help making a healthy smiley face snack from fruits and vegetables. Circle the food in each sentence. Then draw a picture of the smiley face snack.



Super Why necesita ayuda para hacer una comida saludable con frutas y verduras en forma de carita feliz. Haz un círculo alrededor del alimento en cada frase y dibuja la comida con forma de carita feliz que hiciste.

Super Why zaps two



for the eyes.

Next, he zaps a



for the nose.

And last, he zaps a



for a big smiling mouth.

Draw the smiley face snack.

Dibuja la comida de carita feliz.





Lionel Gets Hip!

¡Lionel tiene la palabra hip!

Help Lionel think of parts of the body with three letters in their names. Write them down in the spaces below.

Ayuda a Lionel a pensar en partes de su cuerpo que se escriban con tres letras. Escríbelas en los espacios indicados.



1. _____ →

2. _____

3. **HIP** →

4. _____

5. _____ ←

6. _____ ↑

7. _____ ←

Write a Poem!


¡Escribe un poema!



A poem can be a story or song that rhymes. Look around for something you might say "hello" to. Draw a favorite thing in each box. Add a picture of yourself.


Un poema puede ser un cuento o canción que rime. Busca algo a lo que le puedas decir "hola". Dibuja una de tus cosas favoritas en cada espacio. Pón una foto de ti mismo.

Hello to the



Hello to the **tree.**

Hello to the




Hello to **me.**




Find the Word

Encuentra la palabra

COLOR THE  LETTERS the same color to find out what Martha says when she eats healthy vegetable soup.

Colore a las letras del mismo color para descubrir lo que Martha dice al comer su saludable sopa de verduras.




MARTHA
SPEAKS



Martha Speaks Coloring Page

Página de colorear de Martha Speaks

A COZY dog



is a HAPPY dog.



Medical Records Sheet

Página de datos médicos

Child's Name:
Nombre del niño

Date of Visit:
Fecha de visita

Age:
Edad

Height:
Altura

Weight:
Peso

Vaccinations:
Vacunas
.....
.....

Nutrition Info:
Información nutricional
.....
.....

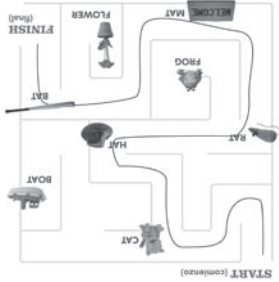
Questions for the Doctor:
Preguntas para el médico
.....
.....
.....

Next Scheduled Visit:
Próxima isita
.....

Answer Key

Respuestas

Sesame Street—Play with Words
Sesame Street—Juega con palabras



Page 10:

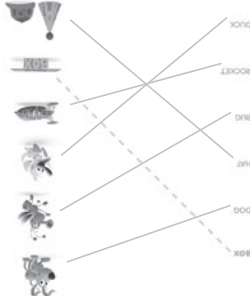
WordWorld—Build a Fruit Salad

WordWorld—Construye la palabra y haz la ensalada de frutas
APPLE, PEAR, WATERMELON, BANANA

Page 11:

WordWorld—Let's Make a Match!

WordWorld—¡Hagamos conexiones!



Page 15:

Super Why!—Super Why's Grocery Store Adventure
Super Why!—La aventura de Super Why en el supermercado

grapes, carrot, banana

Page 16:

Between the Lions—Lionel Gets Hip!

Between the Lions—Lionel tiene la palabra hip

Page 18:

Martha Speaks—Find the Word

Martha Speaks—Encuentra la palabra

T A S T Y

Anytime
is
Learning
Time



raising
readers





raising readers



Anytime is Learning Time



ReadyToLearnReading.org



Ready To Learn Partnership

PBS KIDS Raising Readers is part of the Ready To Learn initiative, funded by the U.S. Department of Education, in partnership with the Corporation for Public Broadcasting, PBS and the Ready To Learn Partnership.

The contents of this booklet were developed under a grant, #PRU295A050003 and #PRU295B050003, from the Department of Education. However, those contents do not necessarily represent the policy of the Department of Education and you should not assume endorsement by the Federal Government.

The PBS KIDS logo is a registered trademark of the Public Broadcasting Service and is used with permission. Between the Lions © 2009 WGBH Educational Foundation and Sirius Thinking, Ltd. All rights reserved. Sesame Street © 2009 Sesame Workshop. All Rights Reserved. Super WHY! © 2009 Out of the Blue Enterprises LLC. All rights reserved. © 2009 WordWorld, LLC. WordWorld, WordThings, WordFriends and associated logos are trademarks of WordWorld, LLC. Martha Speaks (c) 2009 WGBH Educational Foundation. TM/© "Martha" and underlying artwork: Susan Meddaugh. All rights reserved.

